



 **NOVA SOUTHEASTERN  
UNIVERSITY**



Questions?  
Call:  
(888) 544-5502

For more  
information visit:  
<http://nova.mystudentbenefit.com>

# *Benefit Summary*






## *2017/2018*

*Enrollment  
Deadlines*

Annual & Fall - 7/15/17  
Spring - 2/8/18


# SEBT CampusFirst<sup>SM</sup> Plan

## Nova Southeastern University

Student Deductible		\$0 for NSU providers / \$500 for Aetna Providers / \$1000 for Non-Network
Student Coinsurance		0%-10% for NSU providers / 30% for Aetna Providers / 50% for Non-Network
Emergency Room Copay		\$300 copay (then % coinsurance; non Emergency not covered)
<b>FEATURES</b>		
Comprehensive Coverage		INCLUDES NEEDLE STICK; ROUTINE PHYSICALS AND ALL HEALTH CARE REFORM REQUIREMENTS
Office Visit		\$0 for NSU providers / \$30 + 30% for Aetna Providers / \$30 + 50% for Non-Network
InterCollegiate Sports Injury		\$2,500 Maximum
Global Access & Security		Study Abroad and Travel (includes International medical, security and travel assistance)
RX Coverage		NSU Pharmacy \$0 copay Generic \$5 Generic; \$15 Formulary Brand; \$30 Non-Formulary Other Retail Pharmacy

### Costs & Coverage

		Annual	Fall	Spring	Vision	Dental
<b>CampusFirst<sup>SM</sup> Undergraduate</b>	Student	\$1,840	\$1,079	\$762	\$72	\$256
	Student + Spouse	\$4,603	\$2,698	\$1,905	\$231	\$519
	Student + Child	\$3,056	\$1,791	\$1,265	\$156	\$519
	Student + Children	\$7,969	\$4,670	\$3,298	\$156	\$1,343
	Family	\$10,021	\$5,873	\$4,951	\$341	\$1,343
<b>CampusFirst<sup>SM</sup> Graduate</b>	Student	\$2,393	\$1,484	\$909	\$72	\$256
	Student + Spouse	\$5,985	\$3,711	\$2,274	\$231	\$519
	Student + Child	\$3,974	\$2,464	\$1,510	\$156	\$519
	Student + Children	\$10,362	\$6,424	\$3,937	\$156	\$1,343
	Family	\$13,030	\$8,079	\$4,951	\$341	\$1,343

 Voluntary Dependent, Dental & Vision Coverage Available at [www.novastudentinsurance.com](http://www.novastudentinsurance.com)  
Also even if the student has other insurance we can offer Supplemental to cover ALL SERVICES at the NSU Student Health Centers at **100%!**

Enrollment Deadlines: Annual & Fall - 7/15/17 - Spring - 2/8/18



# SEBT

Student Educational Benefit Trust

